

Semi-orthogonal linear area magic squares of order 4

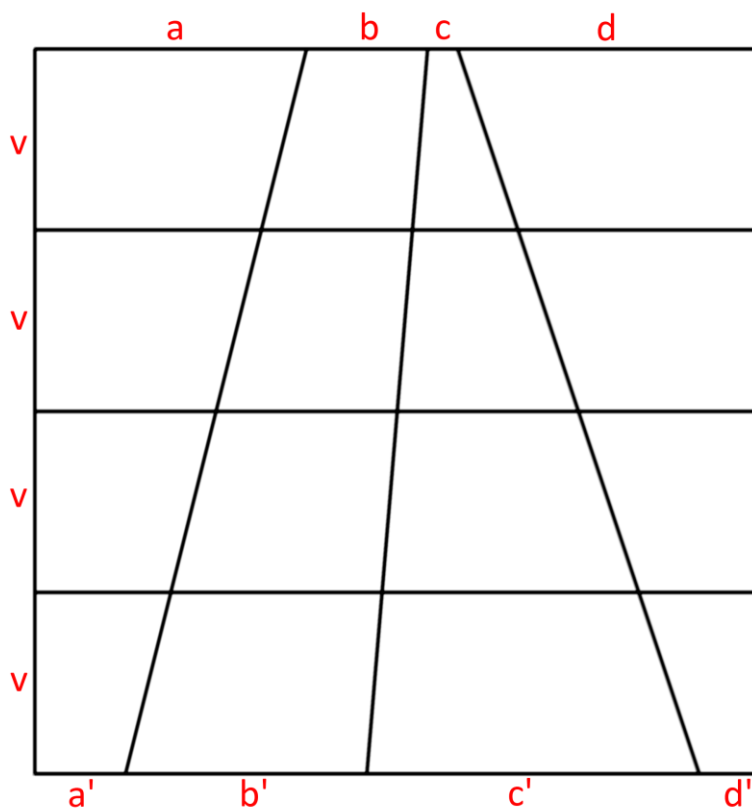
Part 2

How to draw a semi-orthogonal linear area magic square?

Walter Trump, 2017-02-05

10 Which parameters are necessary?

The necessary parameters are the distances of the intersections on the borders. In the graphic the names of these distances are shown in red.



A complete description of an L-AMS of order 4 is given by the following table.

S	a	b	c	d
v	A	B	C	D
v	A ₂	B ₂	C ₂	D ₂
v	A ₃	B ₃	C ₃	D ₃
v	A ₄	B ₄	C ₄	D ₄
	a'	b'	c'	d'

$$\text{Magic Sum } S = A + B + C + D$$

11 How can we determine the distances?

We first calculate auxiliary values v_0 , a_0 , b_0 , c_0 and d_0 , which generally are greater than the final results.

$$v_0 = S / 2$$

The other distances can be calculated from the entries of the first two rows.

$$a_0 = 2(A + A_2) - v_0, \quad b_0 = 2(B + B_2) - v_0, \quad c_0 = 2(C + C_2) - v_0, \quad d_0 = 2(D + D_2) - v_0$$

Then we determine the greatest common divisor of v_0 , a_0 , b_0 , c_0 and d_0 .

If $f = \text{gcd}(v_0, a_0, b_0, c_0, d_0)$ then ...

$$v = v_0 / f, \quad a = a_0 / f, \quad b = b_0 / f, \quad c = c_0 / f, \quad d = d_0 / f.$$

$$a' = 2v - a \quad b' = 2v - b \quad c' = 2v - c \quad d' = 2v - d$$

In order to achieve that the square area is equal to $4S$, we use a size factor e .

$$(4e \cdot v)^2 = 4S \Rightarrow e^2 = S / (4 \cdot v^2) \Rightarrow e = \frac{1}{2v} \sqrt{S}$$

The true value of v is $v_{\text{true}} = u \cdot v$.

But in most cases the exact size is not important.

12 Example for the calculation of the distances

Magic sum $S = 84$	Entries:	18	33	6	27
		20	25	16	23
		22	17	26	19
		24	9	36	15

$$v_0 = S / 2 = 84 / 2 = 42$$

$$a_0 = 2(A + A_2) - v_0 = 2 \cdot (18 + 20) - 42 = 34$$

$$b_0 = 2(B + B_2) - v_0 = 2 \cdot (33 + 25) - 42 = 74$$

$$c_0 = 2(C + C_2) - v_0 = 2 \cdot (6 + 16) - 42 = 2$$

$$d_0 = 2(D + D_2) - v_0 = 2 \cdot (27 + 23) - 42 = 58$$

All values are multiples of 2: $f = \text{gcd}(v_0, a_0, b_0, c_0, d_0) = 2$

$$v = v_0 / f = 42 / 2 = 21$$

$$a = a_0 / 2 = 17 \quad a' = (2v - a) = 42 - 17 = 25$$

$$b = b_0 / 2 = 37 \quad b' = (2v - b) = 42 - 37 = 5$$

$$c = c_0 / 2 = 1 \quad c' = (2v - c) = 42 - 1 = 41$$

$$d = d_0 / 2 = 29 \quad d' = (2v - d) = 42 - 29 = 13$$

$$\text{sum} = 4v = 84 \quad \text{sum} = 4v = 84$$

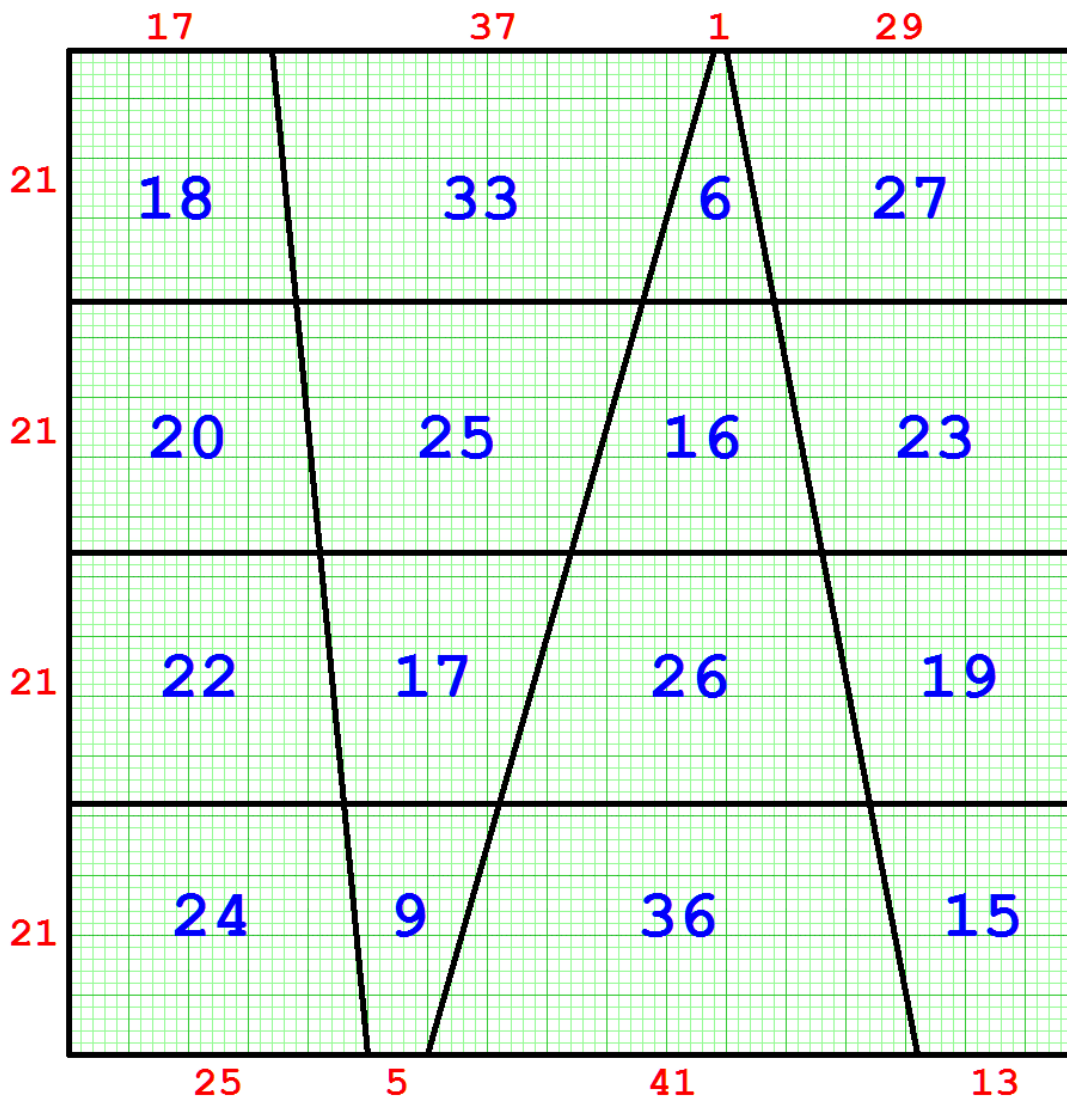
84	17	37	1	29
21	18	33	6	27
21	20	25	16	23
21	22	17	26	19
21	24	9	36	15
	25	5	41	13

(Size factor $e^2 = \frac{S}{4v^2} = \frac{84}{4 \cdot 21^2} = \frac{1}{21}$)

13 Drawing of the example with $S = 84$

Linear Area Magic Square

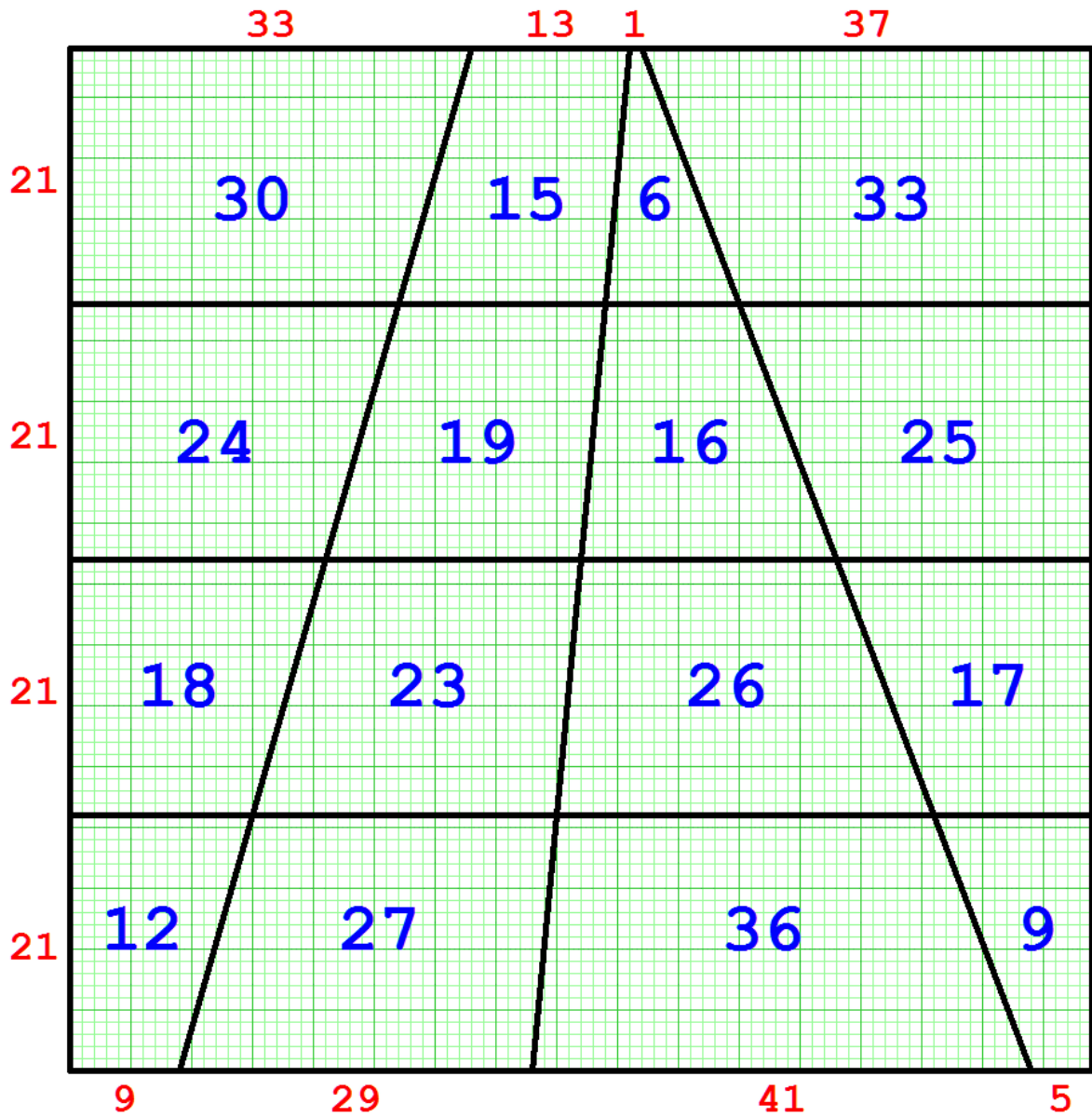
$S = 84, e^2 = 1/21$



14 Second solution with $S = 84$

Linear Area Magic Square

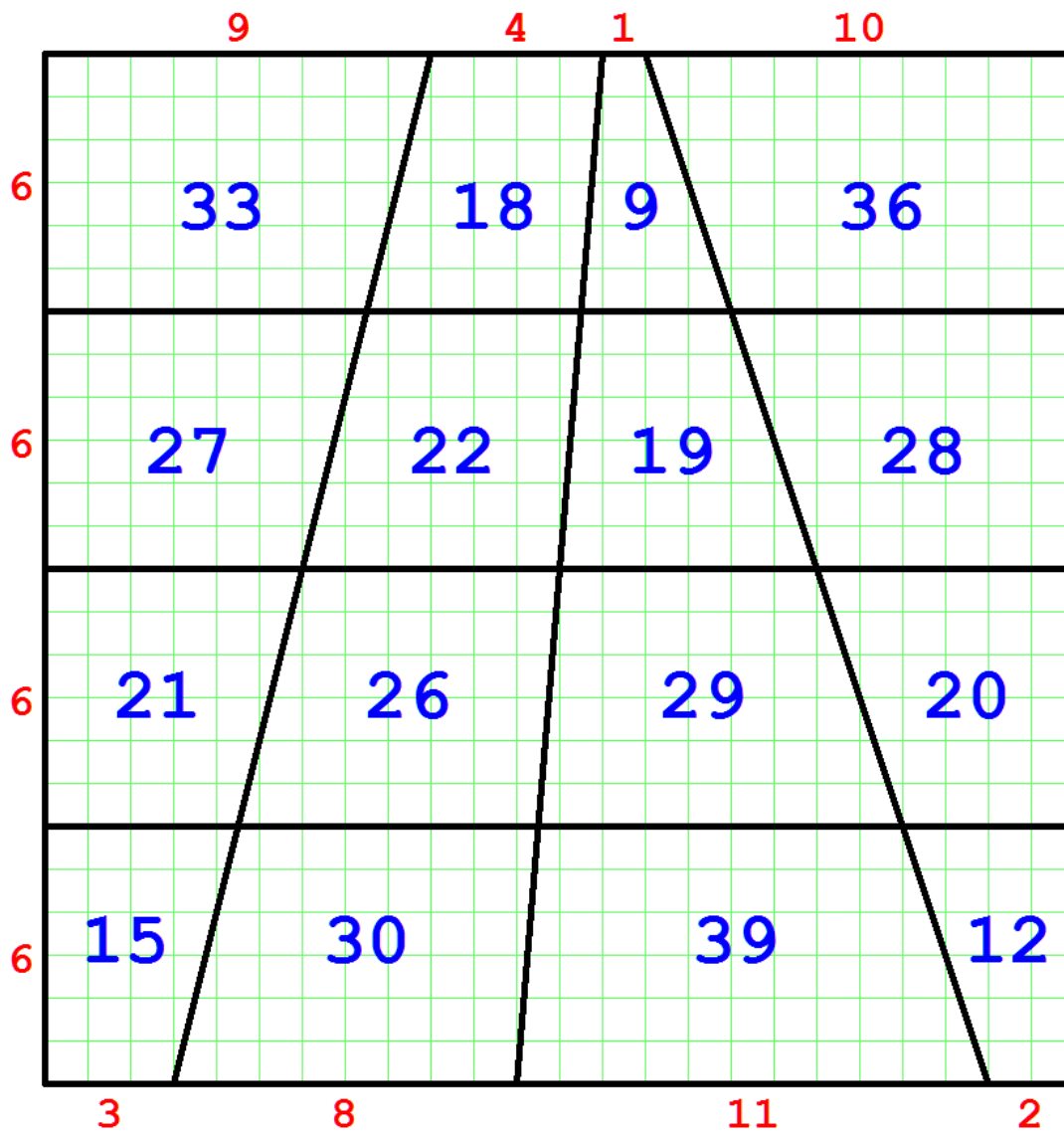
$S = 84, e^2 = 1/21$



All graphics were produced automatically by a computer program.

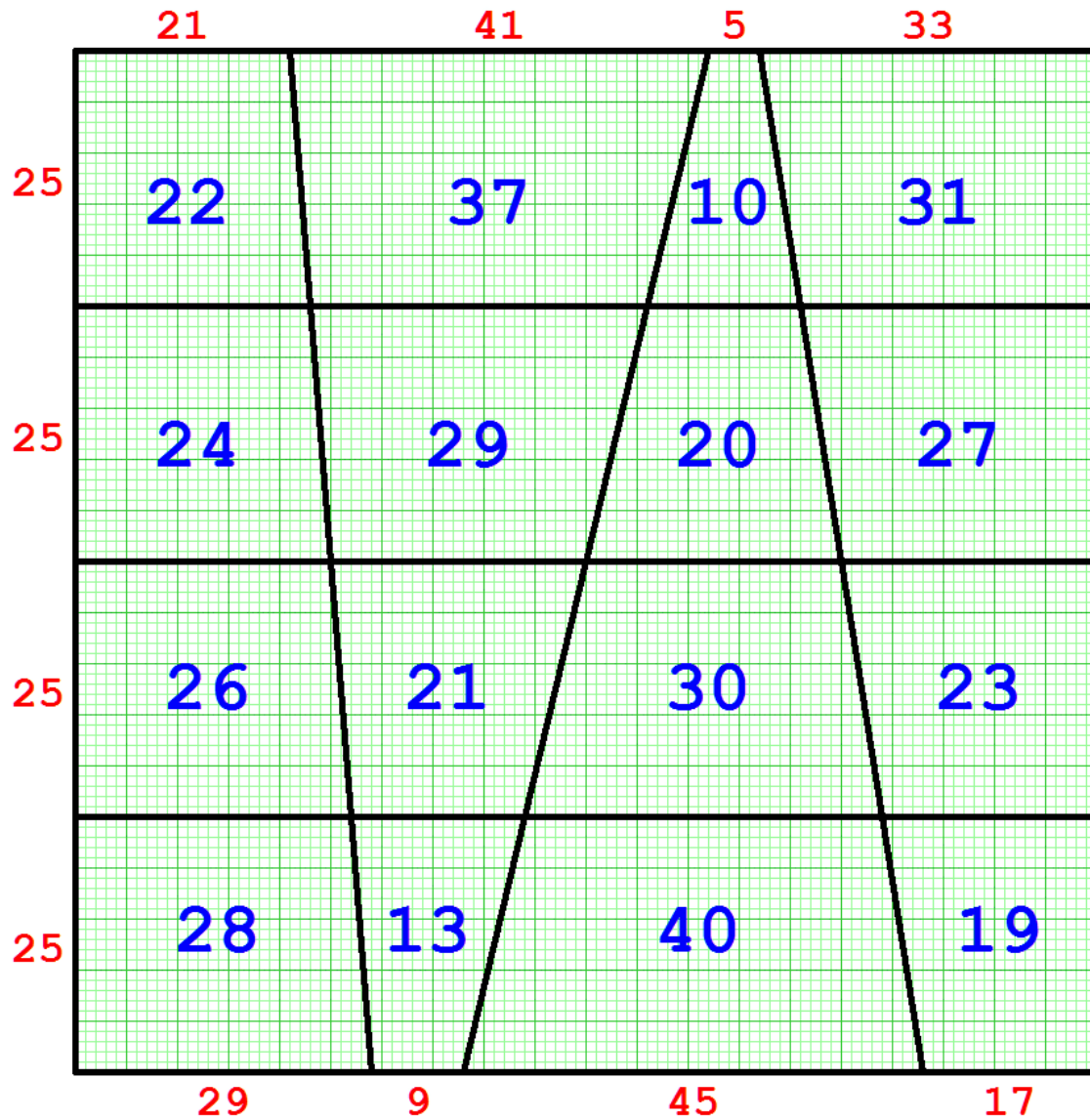
Linear Area Magic Square

$S = 96, e^2 = 2/3$



Linear Area Magic Square

$S = 100, e^2 = 1/25, e = 1/5$



17 L-AMS with magic sum 144

Linear Area Magic Square

$S = 144, e^2 = 4/9, e = 2/3$

